




FITTING INSTRUCTIONS FOR EH0059BK/SI EXHAUST HANGER
KTM 1290 SUPER DUKE R 2014-2016




Please note that the way the kit is packed does not necessarily represent the way of mounting to the bike

Please note that in cases where kits are packed with rubber washers holding the components onto the bolt – *the rubber washers should be thrown away!*



PICTURE B



PICTURE C

- Remove the two bolts arrowed in picture B.
- Remove the nut arrowed in picture C.
- Remove OEM rear foot peg/exhaust hanger.
- Place the two shorter M8 button head bolts from the kit through the top holes in the R&G hanger and offer into position as shown in the top picture (do not tighten the bolts yet).
- Place the longer M8 button bolt from the kit through bottom hole in the R&G hanger and into the captive nut.
- Tighten all bolts evenly (no tighter than 20Nm). Please check regularly.
- Please ensure when the motorcycle is being used that no parts are in such a position that they may collide/damage other bike parts (this is particularly important if using after-market cans or exhaust systems).

Please note that it is your responsibility to ensure that no part of the exhaust hanger or exhaust assembly fouls or comes into contact with other parts of the machine. Do not ride the motorcycle until this aspect has been verified and

R&G Racing
Unit 1, Shelley's Lane, East Worldham, Alton, Hampshire, GU34 3AQ
Tel: +44 (0)1420 89007 Fax: +44 (0)1420 87301 www.rg-racing.com Email: info@rg-racing.com



you have compressed the rear suspension (if appropriate to the design of the motorcycle) to test this thoroughly.

ISSUE 1 17/02/2014 (NSY)

CONSUMER NOTICE

The catalogue description and any exhibition of samples are only broad indications of the Products and R&G may make design changes which do not diminish their performance or visual appeal and supplying them in such state shall conform to the order. The Buyer acknowledges no representation or warranty (other than as to title) has been given or will apply to the Products other than those in R&G's order or confirmation and the Buyer confirms it has chosen the Products as being of merchantable quality and suitable for its particular purposes. Where R&G fits the Products or undertakes other services it shall exercise reasonable skill and care and rectify any fault free of charge unless the workmanship has been disturbed. The Buyer is responsible for ensuring that the warranty on the motorcycle is not affected by the fitting of the Products. On return of any defective Products R&G shall at its option either supply a replacement or refund the purchase money but shall not be liable if the Products have been modified or used or maintained otherwise than in accordance with R&G's or manufacturer's instructions and good engineering practice or if the defect arises from accident or neglect. Other than identified above and subject to R&G not limiting its liability for causing death and personal injury, it shall not be liable for indirect or consequential loss and otherwise its liability shall be limited to the amounts paid by the Buyer for the Products or the fitting or service concerned. These terms do not affect the Buyer's statutory rights.

R&G RACING RETURNS POLICY (NON-FAULTY GOODS)

Returns must be pre-authorized (if not pre-authorized the return will be rejected). Goods may only be returned direct to us if they were purchased direct from us (customer must prove if necessary). Otherwise to be returned to original vendor. Goods must be in re-sellable condition, in the opinion of R&G Racing. All returns are subject to a 25% restocking and handling fee (25% of the gross value exc. P&P – at the prevailing price at time of purchase). The customer must pay any and all carriage charges. No returns of discontinued products, unless within 14 days of purchase. This policy does not affect your statutory rights and does not refer to faulty goods.



INSTRUCTIONS DE MONTAGE EH0059BK /
SUPPORT POT D'ÉCHAPPEMENT
KTM 1290 SUPER DUKE R 2014-2016



La façon dont le kit est emballé ne correspond pas forcément à la façon de monter les pièces sur la moto.

LES PARTIES PRESENTÉES PEUVENT ÊTRE UNIQUEMENT REPRESENTATIVES (POUR LA CLARTE DES INSTRUCTIONS UNIQUEMENT)




PHOTO B




PHOTO C

- Enlever les 2 boulons (photo B).
- Enlever l'écrou (photo C).
- Enlever le repose pied arrière / Support d'échappement.
- Placer les 2 boulons M8 du kit à travers les trous supérieurs dans le support R&G et mettez les dans la position indiquée par la photo du haut (Ne pas serrer les boulons pour le moment).
- Placer le boulon M8 du kit à travers le trou du bas dans le support R&G et dans l'écrou prisonnier.
- Serrer tous les boulons de façon égale (pas plus de 20Nm) et vérifiez régulièrement le serrage.



- Assurez-vous qu'aucune partie n'entre en contact lorsque la moto sera en route. Cela pourrait créer des dommages à la moto. (Ce point est particulièrement important si vous utilisez un pot d'échappement qui n'est pas d'origine).
- ***Il est de votre responsabilité de vous assurer qu'aucune partie de l'ensemble support de pot d'échappement n'entre en contact avec une autre partie de la moto. Ne pas prendre la route sans avoir fait ces vérifications. Compresser l'amortisseur arrière pour jauger de cet aspect par exemple (si le design de la moto le permet).***

ISSUE 1 17/02/2014 (NSY)

CONSUMER NOTICE

The catalogue description and any exhibition of samples are only broad indications of the Products and R&G may make design changes which do not diminish their performance or visual appeal and supplying them in such state shall conform to the order. The Buyer acknowledges no representation or warranty (other than as to title) has been given or will apply to the Products other than those in R&G's order or confirmation and the Buyer confirms it has chosen the Products as being of merchantable quality and suitable for its particular purposes. Where R&G fits the Products or undertakes other services it shall exercise reasonable skill and care and rectify any fault free of charge unless the workmanship has been disturbed. The Buyer is responsible for ensuring that the warranty on the motorcycle is not affected by the fitting of the Products. On return of any defective Products R&G shall at its option either supply a replacement or refund the purchase money but shall not be liable if the Products have been modified or used or maintained otherwise than in accordance with R&G's or manufacturer's instructions and good engineering practice or if the defect arises from accident or neglect. Other than identified above and subject to R&G not limiting its liability for causing death and personal injury, it shall not be liable for indirect or consequential loss and otherwise its liability shall be limited to the amounts paid by the Buyer for the Products or the fitting or service concerned. These terms do not affect the Buyer's statutory rights.

R&G RACING RETURNS POLICY (NON-FAULTY GOODS)

Returns must be pre-authorized (if not pre-authorized the return will be rejected). Goods may only be returned direct to us if they were purchased direct from us (customer must prove if necessary). Otherwise to be returned to original vendor. Goods must be in re-sellable condition, in the opinion of R&G Racing. All returns are subject to a 25% restocking and handling fee (25% of the gross value exc. P&P – at the prevailing price at time of purchase). The customer must pay any and all carriage charges. No returns of discontinued products, unless within 14 days of purchase. This policy does not affect your statutory rights and does not refer to faulty goods.